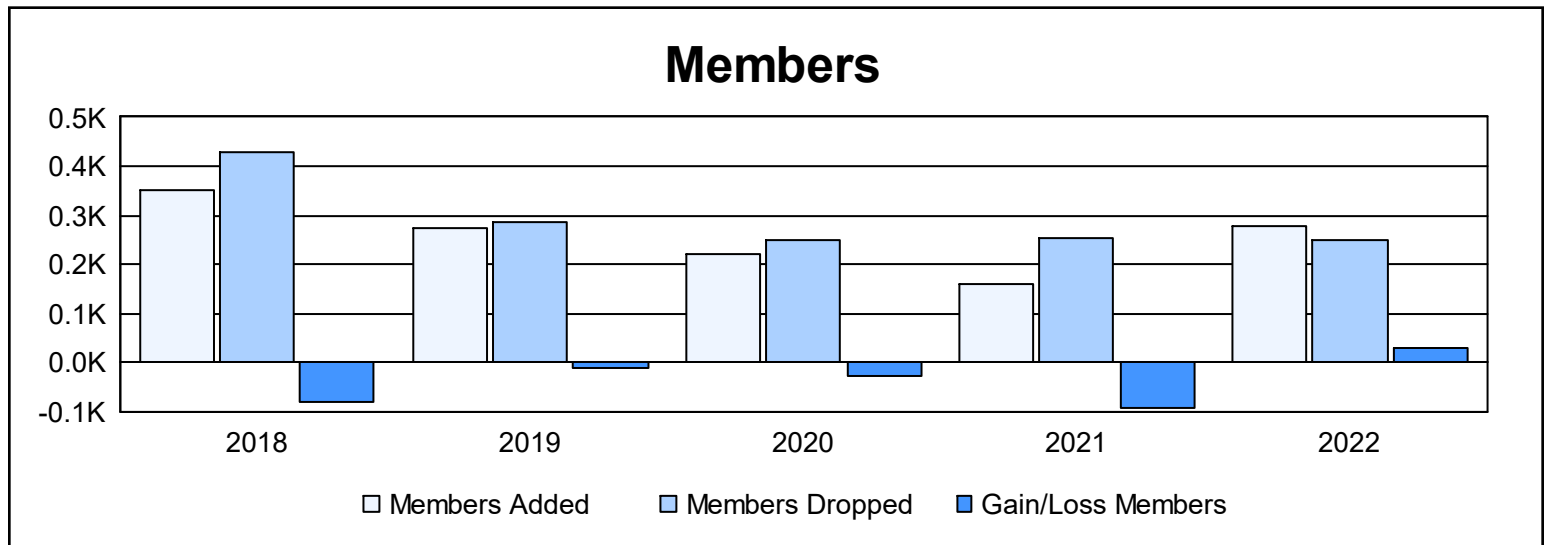
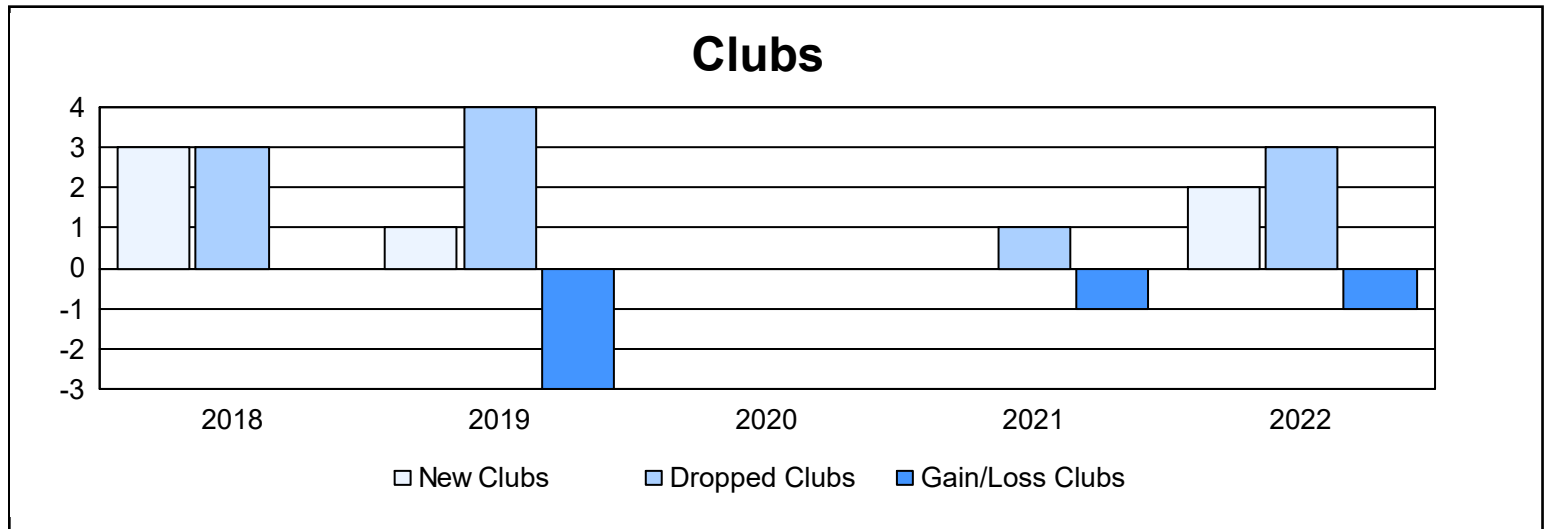
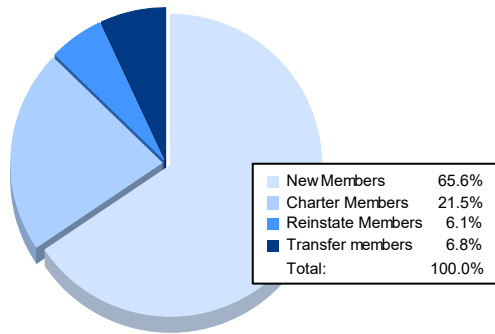


Year	New Clubs	Dropped Clubs	Gain/ Loss Clubs	New Members	Charter Members	Reinstate Members	Transfer Members	Total Member Added	Total Members Dropped	Gain/ Loss Members
2017-2018	3	3	0	220	74	20	37	351	430	-79
2018-2019	1	4	-3	186	46	19	24	275	287	-12
2019-2020	0	0	0	163	11	19	28	221	249	-28
2020-2021	0	1	-1	134	2	8	17	161	254	-93
2021-2022	2	3	-1	183	60	17	19	279	251	28
<b>Average</b>	<b>1</b>	<b>2</b>	<b>-1</b>	<b>177</b>	<b>39</b>	<b>17</b>	<b>25</b>	<b>257</b>	<b>294</b>	<b>-37</b>



### Membership Composition June 2022 Cumulative



### Gender Composition June 2022 Cumulative

